

LightBend™ Full 2x2 MultiMode OptoMechanical Fiber Optic Switch

(Bidirectional)

(Protected by U.S. patent 6823102 and pending patents)



DATASHEET

BUY NOW



Features

- Low Optical Distortions
- High Reliability
- Fail-Safe Latching
- Epoxy-Free Optical Path

Applications

- Channel Blocking
- Configurable Add/Drop
- System Monitoring
- Instrumentation

The LB Series Dual Full 2x2 multimode OptoMechanical Fiber optic switch connects optical channels by redirecting incoming optical signals into selected output fibers. This is achieved using a patent pending opto-mechanical configuration and activated via an electrical control signal. Latching operation preserves the selected optical path after the drive signal has been removed. The switch has integrated electrical position sensors. This novel design significantly reduces moving part position sensitivity, offering unprecedented high stability as well as an unmatched low cost. Electronic driver is available for this series of switches. The switch is bidirectional.

We offer tight-bend-fiber version, which reduces the minimum bending radius from normal 15 mm to 7 mm. This feature enables smaller overall foot print.

Specifications

Parameter	Min	Typical	Max	Unit
Operation Wavelength	850, 1260-1360, 1510-1610			nm
Insertion Loss ^{[1], [3]}		0.5	1.0	dB
Wavelength Dependent Loss			0.30	dB
Return Loss ^{[2], [3]}	35			dB
Cross Talk ^{[2], [3]}	35			dB
Switching Time		3	10	ms
Repeatability			± 0.02	dB
Durability	10 ⁷			cycle
Operating Voltage	4.5	5	6	VDC
Operating Current		30	60	mA
Switching Type	Latching / Non-Latching			
Operating Temperature	-5		70	°C
Optical Power Handling		300	500 ^[4]	mW
Storage Temperature	-40		85	°C

Notes:

- [1]. Insertion loss excludes connector.
- [2]. Light source CPR<14dB.
- [3]. Our device is designed and optimized for certain laser launch condition which is characterized as CPR value. In general, if application exceeds the specified CPR value, optical performance will become worsen.
- [4]. Continuous operation, for pulse operation call.

Warning: This device must use the reference circuit to driver otherwise it is unstable

Legal notices: All product information is believed to be accurate and is subject to change without notice. Information contained herein shall legally bind Agiltron only if it is specifically incorporated into the terms and conditions of a sales agreement. Some specific combinations of options may not be available. The user assumes all risks and liability whatsoever in connection with the use of a product or its application.

Rev 01/06/24

LightBend™ Full 2x2 MultiMode OptoMechanical Fiber Optic Switch



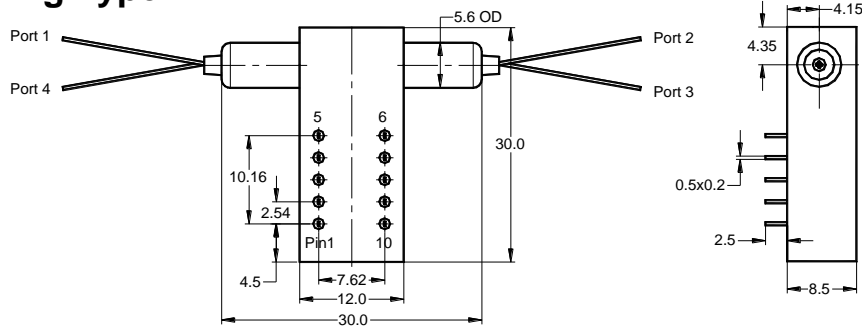
(Bidirectional)

(Protected by U.S. patent 6823102 and pending patents)

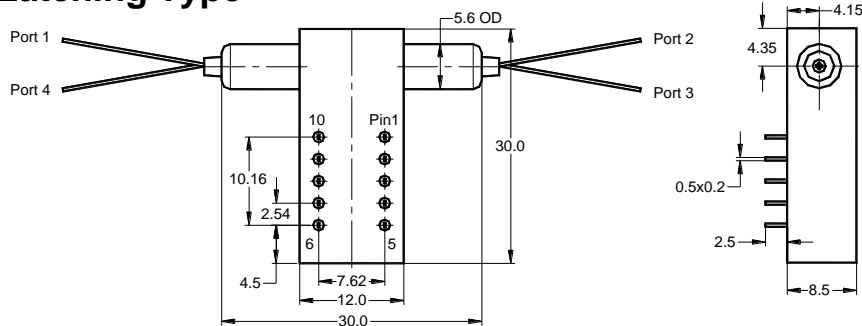
DATASHEET

Mechanical Dimensions (mm)

Latching Type



Non-Latching Type



*Product dimensions may change without notice. This is sometimes required for non-standard specifications.

Electrical Connector Configurations

The load is a resistive coil which is activated by applying 5V (draw ~ 40mA). However, the current flow direction must be correct otherwise it will cancel the permanent magnet inside causing instability. We strongly recommend to use the reference circuit to avoid major issues. We offer pushbutton elevation driver for verifications or convenient income inspection.

Latching Type

Application Note: Applying a constant driving voltage increases stability. The switches can also be driven by a pulse mode using Agiltron recommended circuit for energy saving.

Optical Path	Electric Drive		Status Sensor					
	Pin 1	Pin 10	Pin 5	Pin 6	Pin 2-3	Pin 3-4	Pin 7-8	Pin 8-9
Port 1 → Port 3 Port 2 → Port 4	0	5V	N/A	N/A	Close	Open	Open	Close
Port 1 → Port 4 Port 2 → Port 3	5V	0	N/A	N/A	Open	Close	Close	Open

Non-Latching Type

Optical Path	Electric Drive		Status Sensor					
	Pin 1	Pin 10	Pin 5	Pin 6	Pin 2-3	Pin 3-4	Pin 7-8	Pin 8-9
Port 1 → Port 3 Port 2 → Port 4	5V	0	N/A	N/A	Open	Close	Close	Open
Port 1 → Port 4 Port 2 → Port 3	No Power		N/A	N/A	Close	Open	Open	Close

LightBend™ Full 2x2 MultiMode OptoMechanical Fiber Optic Switch

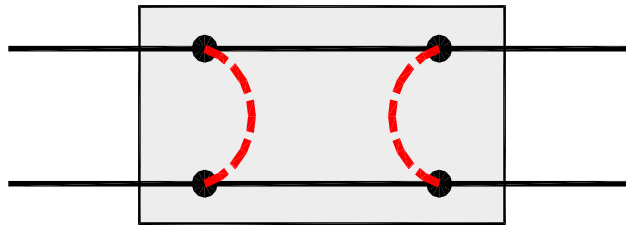


(Bidirectional)

(Protected by U.S. patent 6823102 and pending patents)

DATASHEET

Functional Diagram



LB Full 2x2 MM Switch

Ordering Information

Prefix	Type	Wavelength	Switch	Package	Fiber Type	Fiber Cover	Fiber Length	Connector
<input type="checkbox"/>	<input type="checkbox"/>	<input type="checkbox"/>	<input type="checkbox"/>	<input type="checkbox"/>	<input type="checkbox"/>	<input type="checkbox"/>	<input type="checkbox"/>	<input type="checkbox"/>
LBSW-	2x2 = 22 Special = 00	1060 = 1 C+L = 2 1310 = 3 1410 = 4 1550 = 5 650 = 6 780 = 7 850 = 8 1310 & 1550 = 9 850 & 1310 = A Special = 0	Latching Type = 1 Non-Latching Type = 2 Special = 0	Standard = 1 Special = 0	MM 50/125 = 5 MM 62.5/125 = 6 Special = 0	Bare fiber = 1 900µm tube = 3 Special = 0	0.25m = 1 0.5m = 2 1.0m = 3 Special = 0	None = 1 FC/PC = 2 FC/APC = 3 SC/PC = 4 SC/APC = 5 ST/PC = 6 LC/PC = 7 Duplex LC/PC = 8 LC/UPC = U Special = 0

Fiber Core Alignment

Note that the minimum attenuation for these devices depends on excellent core-to-core alignment when the connectors are mated. This is crucial for shorter wavelengths with smaller fiber core diameters that can increase the loss of many decibels above the specification if they are not perfectly aligned. Different vendors' connectors may not mate well with each other, especially for angled APC.

Fiber Cleanliness

Fibers with smaller core diameters (<5 µm) must be kept extremely clean, contamination at fiber-fiber interfaces, combined with the high optical power density, can lead to significant optical damage. This type of damage usually requires re-polishing or replacement of the connector.

Maximum Optical Input Power

Due to their small fiber core diameters for short wavelength and high photon energies, the damage thresholds for device is substantially reduced than the common 1550nm fiber. To avoid damage to the exposed fiber end faces and internal components, the optical input power should never exceed 20 mW for wavelengths shorter 650nm. We produce a special version to increase the how handling by expanding the core side at the fiber ends.

LightBend™ Full 2x2 MultiMode OptoMechanical Fiber Optic Switch



(Bidirectional)

(Protected by U.S. patent 6823102 and pending patents)

DATASHEET

Driver Reference Design

